






2003 Elite Canada Women's Gymnastics

Gymnastics Mississauga • Mississauga, Ontario • Dec. 4-7, 2003



Novice Women • All Around Summary

			 V			 UB			 BB			 FX			 AA			
			SV	Score	rk	SV	Score	rk	SV	Score	rk	SV	Score	rk	SV	Score	rk	
912	Olivia Davis (91)	G MIS	D-1	9.7	9.350	1	10.0	8.200	11T	10.2	9.050	7T	10.2	9.150	2	40.1	35.750	3
			D-2	9.7	9.200	1T	9.7	8.850	3T	10.2	9.875	1	10.2	9.700	1	39.8	37.625	1
			Total	19.4	18.550	1	19.7	17.050	6	20.4	18.925	1	20.4	18.850	1	79.9	73.375	1
903	Kristina Vaculik (92)	GEM	D-1	9.3	9.175	3	9.5	8.475	7	10.0	8.950	11	9.9	8.975	4T	38.7	35.575	4
			D-2	9.3	8.975	6	10.0	9.275	1	10.0	8.975	6	10.1	9.325	2	39.4	36.550	2
			Total	18.6	18.150	3	19.5	17.750	3	20.0	17.925	6	20.0	18.300	3T	78.1	72.125	2
913	Stephanie Pacitto (91)	G MIS	D-1	9.6	9.225	2	9.2	7.900	14	10.0	9.450	1	10.2	9.500	1	39.0	36.075	2
			D-2	9.6	9.200	1T	9.3	8.425	9	10.0	8.200	19	10.1	9.225	3	39.0	35.050	4T
			Total	19.2	18.425	2	18.5	16.325	11	20.0	17.650	11	20.3	18.725	2	78.0	71.125	3
922	Brittany Rogers (93)	OMEG	D-1	9.6	8.575	11	10.2	9.475	1	9.9	9.400	2	9.7	8.800	6	39.4	36.250	1
			D-2	9.6	9.025	4	9.5	8.850	3T	9.6	7.950	22	9.7	8.400	15T	38.4	34.225	13
			Total	19.2	17.600	6T	19.7	18.325	1	19.5	17.350	13	19.4	17.200	9	77.8	70.475	4
907	Kimberly Gregory (91)	G RIC	D-1	9.3	8.725	7T	9.6	8.700	5	9.8	9.350	4	9.4	8.450	11	38.1	35.225	5
			D-2	9.3	8.800	10	9.4	8.550	6	9.8	9.150	4	9.4	8.550	11	37.9	35.050	4T
			Total	18.6	17.525	10	19.0	17.250	4	19.6	18.500	3	18.8	17.000	11T	76.0	70.275	5
921	Nicole Pineau (92)	OMEG	D-1	9.3	7.850	22T	8.8	7.675	17	9.4	9.175	6	10.0	9.100	3	37.5	33.800	8
			D-2	9.3	8.550	16	9.0	8.300	10T	9.6	9.025	5	9.9	9.200	4	37.8	35.075	3
			Total	18.6	16.400	21	17.8	15.975	16	19.0	18.200	4	19.9	18.300	3T	75.3	68.875	6
914	Maude Arsenault (91)	GNIX	D-1	9.0	8.300	15T	9.8	9.250	2	9.9	9.050	7T	9.6	8.500	9T	38.3	35.100	6
			D-2	9.0	8.375	20	9.6	7.950	17	9.9	8.700	13T	9.6	8.675	9	38.1	33.700	15T
			Total	18.0	16.675	15	19.4	17.200	5	19.8	17.750	9	19.2	17.175	10	76.4	68.800	7
925	Chelsea Lefort (91)	TAIS	D-1	9.3	8.775	6	9.3	7.500	20	9.9	8.650	14	9.8	8.500	9T	38.3	33.425	10
			D-2	9.3	9.075	3	9.4	7.800	18T	10.1	8.850	10	9.8	9.000	6T	38.6	34.725	7
			Total	18.6	17.850	4T	18.7	15.300	19T	20.0	17.500	12	19.6	17.500	7	76.9	68.150	8
900	Samantha Nowak (91)	BRAN	D-1	9.3	8.825	5	9.8	9.050	3	9.9	8.100	17T	9.5	7.850	18	38.5	33.825	7
			D-2	9.3	8.750	11	9.5	7.250	23	10.0	9.700	2	9.5	8.450	14	38.3	34.150	14
			Total	18.6	17.575	8T	19.3	16.300	12	19.9	17.800	8	19.0	16.300	16T	76.8	67.975	9
910	Kimberley Geneux (91)	G ADV	D-1	9.0	8.125	19T	9.5	8.200	11T	9.6	8.925	12	9.6	8.200	13	37.7	33.450	9
			D-2	9.0	8.500	18	9.4	8.525	7	9.6	8.950	7	9.6	8.500	12T	37.6	34.475	8
			Total	18.0	16.625	16	18.9	16.725	7	19.2	17.875	7	19.2	16.700	13	75.3	67.925	10
923	Madison Edwards (92)	SCAR	D-1	9.3	8.400	14	9.6	8.300	9	9.6	8.250	16	9.5	8.000	17	38.0	32.950	14
			D-2	9.6	9.000	5	9.6	8.300	10T	9.7	8.450	18	9.7	9.000	6T	38.6	34.750	6
			Total	18.9	17.400	11	19.2	16.600	8	19.3	16.700	18	19.2	17.000	11T	76.6	67.700	11
915	Katerine Biscotti (91)	GNIX	D-1	9.3	8.900	4	9.2	7.925	13	9.9	8.100	17T	9.3	8.100	15	37.7	33.025	13
			D-2	9.3	8.950	7	9.4	8.300	10T	9.9	8.900	8T	9.3	8.200	20T	37.9	34.350	10T
			Total	18.6	17.850	4T	18.6	16.225	13	19.8	17.000	15	18.6	16.300	16T	75.6	67.375	12
902	Shanaz Kalantar (92)	GEM	D-1	9.0	8.500	13	9.2	7.050	22	9.6	8.300	15	10.0	8.975	4T	37.8	32.825	15
			D-2	9.0	8.525	17	9.5	8.300	10T	9.6	8.500	17	9.8	8.925	8	37.9	34.250	12
			Total	18.0	17.025	14	18.7	15.350	18	19.2	16.800	17	19.8	17.900	5	75.7	67.075	13
926	Emily Ryan (92)	TAIS	D-1	9.3	8.675	10	9.2	8.425	8	9.2	7.600	21T	9.5	7.450	22	37.2	32.150	19
			D-2	9.3	8.675	13T	9.1	7.975	16	9.1	8.700	13T	9.5	8.350	18	37.0	33.700	15T
			Total	18.6	17.350	12	18.3	16.400	10	18.3	16.300	19	19.0	15.800	20	74.2	65.850	14
904	Stephanie Desjardins-Labelle	G ELI	D-1	9.3	8.725	7T	9.6	8.550	6	9.7	7.600	21T	9.9	8.250	12	38.5	33.125	12
			D-2	9.3	8.850	9	9.4	6.550	26	9.9	8.650	16	10.0	8.400	15T	38.6	32.450	21
			Total	18.6	17.575	8T	19.0	15.100	21	19.6	16.250	20	19.9	16.650	14T	77.1	65.575	15

2003 Elite Canada Women's Gymnastics

Gymnastics Mississauga • Mississauga, Ontario • Dec. 4-7, 2003



GymScore 2000

Novice Women • Event Scores

901	Julie Spindler (91)	FLIC	D-1	9.0	7.850	22T	9.3	7.650	18	9.9	9.050	7T	9.1	7.350	23T	37.3	31.900	20
			D-2	9.0	8.175	24	9.6	8.775	5	9.8	8.900	8T	9.4	7.800	24	37.8	33.650	17
			Total	18.0	16.025	23	18.9	16.425	9	19.7	17.950	5	18.5	15.150	23	75.1	65.550	16
918	Ketsia Larocque (91)	LAVAL	D-1	9.0	8.275	17	9.5	7.725	16	9.7	9.000	10	9.6	7.700	21	37.8	32.700	16
			D-2	9.0	8.200	22T	9.6	8.450	8	9.4	8.700	13T	9.6	7.300	25	37.6	32.650	20
			Total	18.0	16.475	19T	19.1	16.175	14	19.1	17.700	10	19.2	15.000	24	75.4	65.350	17
908	Kim Levesque (92)	G RIC	D-1	9.0	8.300	15T	7.8	5.950	25	9.9	9.275	5	9.6	8.675	7	36.3	32.200	17T
			D-2	9.0	8.200	22T	7.7	6.800	25	9.9	9.350	3	9.6	8.600	10	36.2	32.950	19
			Total	18.0	16.500	18	15.5	12.750	25	19.8	18.625	2	19.2	17.275	8	72.5	65.150	18
905	Catherine Dion (92)	G ELI	D-1	9.3	8.700	9	8.6	7.600	19	9.5	7.050	24	9.3	7.350	23T	36.7	30.700	22
			D-2	9.3	8.900	8	9.4	8.300	10T	10.0	8.800	11	9.4	8.400	15T	38.1	34.400	9
			Total	18.6	17.600	6T	18.0	15.900	17	19.5	15.850	21	18.7	15.750	21	74.8	65.100	19
911	Alexandra Picton (91)	G ADV	D-1	9.0	8.225	18	9.3	7.800	15	10.0	9.375	3	9.5	7.800	19	37.8	33.200	11
			D-2	9.0	8.250	21	9.1	7.500	20	9.5	7.750	23T	9.5	8.200	20T	37.1	31.700	23
			Total	18.0	16.475	19T	18.4	15.300	19T	19.5	17.125	14	19.0	16.000	19	74.9	64.900	20
909	Marie-Joelle Paulhus (92)	G RIC	D-1	9.3	8.550	12	8.5	6.900	23	9.5	8.000	20	9.4	8.150	14	36.7	31.600	21
			D-2	9.3	8.650	15	8.3	7.400	21T	8.9	7.625	25	9.4	8.500	12T	35.9	32.175	22
			Total	18.6	17.200	13	16.8	14.300	22	18.4	15.625	22	18.8	16.650	14T	72.6	63.775	21
928	Kelsey Williams (91)	WSTC	D-1	9.0	8.125	19T	9.1	7.300	21	9.4	8.725	13	9.4	8.050	16	36.9	32.200	17T
			D-2	9.3	8.450	19	8.3	6.850	24	9.7	8.150	20	9.4	8.000	22	36.7	31.450	24
			Total	18.3	16.575	17	17.4	14.150	24	19.1	16.875	16	18.8	16.050	18	73.6	63.650	22
927	Megan Mereniuk (92)	WSTC	D-1	9.0	8.025	21	8.5	6.775	24	9.5	8.050	19	9.3	7.750	20	36.3	30.600	23
			D-2	9.0	8.100	25	9.2	7.400	21T	8.9	7.200	26	9.4	7.850	23	36.5	30.550	25
			Total	18.0	16.125	22	17.7	14.175	23	18.4	15.250	23	18.7	15.600	22	72.8	61.150	23
920	Charlotte Mackie (93)	OMEG	D-1		0.000	25T	9.1	8.225	10		0.000	25T	9.6	8.600	8	18.7	16.825	25
			D-2	9.3	8.725	12	9.0	7.800	18T	9.9	8.750	12	9.9	9.075	5	38.1	34.350	10T
			Total	9.3	8.725	24	18.1	16.025	15	9.9	8.750	25	19.5	17.675	6	56.8	51.175	24
906	Laurie-Eve Gagné (92)	G RIC	D-1		0.000	25T		0.000	26T		0.000	25T		0.000	26T			~
			D-2	9.3	8.675	13T	9.3	8.100	15	9.1	8.100	21	9.3	8.300	19	37.0	33.175	18
			Total	9.3	8.675	25	9.3	8.100	26	9.1	8.100	26	9.3	8.300	25	37.0	33.175	25
916	Christine Lafleche (91)	GNIX	D-1	9.0	7.800	24		0.000	26T	9.1	7.400	23	8.6	7.000	25	26.7	22.200	24
			D-2		0.000	26T		0.000	27T	9.1	7.750	23T		0.000	26T	9.1	7.750	27
			Total	9.0	7.800	26		~		18.2	15.150	24	8.6	7.000	26	35.8	29.950	26
924	Kali Brocklehurst (92)	TAIS	D-1		0.000	25T	9.6	9.025	4		0.000	25T		0.000	26T	9.6	9.025	26
			D-2		0.000	26T	9.4	8.950	2		0.000	27T		0.000	26T	9.4	8.950	26
			Total		~		19.0	17.975	2		~			~	19.0	17.975	27	

2003 Elite Canada Women's Gymnastics

Gymnastics Mississauga • Mississauga, Ontario • Dec. 4-7, 2003



GymScore 2000

Novice Women • Event Scores



Vault

			Day 1			Day 2			Combined		
			SV	Score	Rk	SV	Score	Rk	SV	Score	Rk
912	Olivia Davis (91)	G MIS	9.7	9.350	1	9.7	9.200	1T	19.4	18.550	1
913	Stephanie Pacitto (91)	G MIS	9.6	9.225	2	9.6	9.200	1T	19.2	18.425	2
903	Kristina Vaculik (92)	GEM	9.3	9.175	3	9.3	8.975	6	18.6	18.150	3
925	Chelsea Lefort (91)	TAIS	9.3	8.775	6	9.3	9.075	3	18.6	17.850	4T
915	Katerine Biscotti (91)	GNIX	9.3	8.900	4	9.3	8.950	7	18.6	17.850	4T
922	Brittany Rogers (93)	OMEG	9.6	8.575	11	9.6	9.025	4	19.2	17.600	6T
905	Catherine Dion (92)	G ELI	9.3	8.700	9	9.3	8.900	8	18.6	17.600	6T
900	Samantha Nowak (91)	BRAN	9.3	8.825	5	9.3	8.750	11	18.6	17.575	8T
904	Stephanie Desjardins-Labelle	G ELI	9.3	8.725	7T	9.3	8.850	9	18.6	17.575	8T



Uneven Bars

			Day 1			Day 2			Combined		
			SV	Score	Rk	SV	Score	Rk	SV	Score	Rk
922	Brittany Rogers (93)	OMEG	10.2	9.475	1	9.5	8.850	3T	19.7	18.325	1
924	Kali Brocklehurst (92)	TAIS	9.6	9.025	4	9.4	8.950	2	19.0	17.975	2
903	Kristina Vaculik (92)	GEM	9.5	8.475	7	10.0	9.275	1	19.5	17.750	3
907	Kimberly Gregory (91)	G RIC	9.6	8.700	5	9.4	8.550	6	19.0	17.250	4
914	Maude Arsenault (91)	GNIX	9.8	9.250	2	9.6	7.950	17	19.4	17.200	5
912	Olivia Davis (91)	G MIS	10.0	8.200	11T	9.7	8.850	3T	19.7	17.050	6
910	Kimberley Genereux (91)	G ADV	9.5	8.200	11T	9.4	8.525	7	18.9	16.725	7
923	Madison Edwards (92)	SCAR	9.6	8.300	9	9.6	8.300	10T	19.2	16.600	8



Balance Beam

			Day 1			Day 2			Combined		
			SV	Score	Rk	SV	Score	Rk	SV	Score	Rk
912	Olivia Davis (91)	G MIS	10.2	9.050	7T	10.2	9.875	1	20.4	18.925	1
908	Kim Levesque (92)	G RIC	9.9	9.275	5	9.9	9.350	3	19.8	18.625	2
907	Kimberly Gregory (91)	G RIC	9.8	9.350	4	9.8	9.150	4	19.6	18.500	3
921	Nicole Pineau (92)	OMEG	9.4	9.175	6	9.6	9.025	5	19.0	18.200	4
901	Julie Spindler (91)	FLIC	9.9	9.050	7T	9.8	8.900	8T	19.7	17.950	5
903	Kristina Vaculik (92)	GEM	10.0	8.950	11	10.0	8.975	6	20.0	17.925	6
910	Kimberley Genereux (91)	G ADV	9.6	8.925	12	9.6	8.950	7	19.2	17.875	7
900	Samantha Nowak (91)	BRAN	9.9	8.100	17T	10.0	9.700	2	19.9	17.800	8



Floor Exercise

			Day 1			Day 2			Combined		
			SV	Score	Rk	SV	Score	Rk	SV	Score	Rk
912	Olivia Davis (91)	G MIS	10.2	9.150	2	10.2	9.700	1	20.4	18.850	1
913	Stephanie Pacitto (91)	G MIS	10.2	9.500	1	10.1	9.225	3	20.3	18.725	2
903	Kristina Vaculik (92)	GEM	9.9	8.975	4T	10.1	9.325	2	20.0	18.300	3T
921	Nicole Pineau (92)	OMEG	10.0	9.100	3	9.9	9.200	4	19.9	18.300	3T
902	Shanaz Kalantar (92)	GEM	10.0	8.975	4T	9.8	8.925	8	19.8	17.900	5
920	Charlotte Mackie (93)	OMEG	9.6	8.600	8	9.9	9.075	5	19.5	17.675	6
925	Chelsea Lefort (91)	TAIS	9.8	8.500	9T	9.8	9.000	6T	19.6	17.500	7
908	Kim Levesque (92)	G RIC	9.6	8.675	7	9.6	8.600	10	19.2	17.275	8